

Physical Plant Safety and Health Committee Meeting Minutes

Date: March 5, 2009
Time: 10:00 AM
Location: Environmental Health and Safety Conference Room

Members present: Gordon Krueger, Sandy Sherbon (09), Mike Shelton (10), Jim Riggle (10), Dennis Hereid (10), Lynn Pakala (10), Linda Noble (09), Paula Lindberg (09), Jim McNamee (09), Dave Diercks (09)

Members absent: Kim Wrage (10),

Ex officio present: Wendel Reece-Safety Manager, Dave Carter for Susie Baker-AFSCME Representative, John Mirchich-Facilities Planning Representative

A. OLD BUSINESS

1. Follow up on previous safety concerns

West Gym update

A concern was raised about the deteriorating condition of the west access ramps of the West Gym. Paul Meyermann is looking into the historical use of these ramps. Gordon will give you an update when the study is completed.

Art II update

A concern was raised about the lack of sidewalks around Art II particularly the Building Services entrance. According to Paul Meyermann the sidewalks were designed but not funded. This is due in part to the planned destruction of Baker Hall and Psych 1. Paul will look further into the issue possibly this summer to see if a sidewalk would still be feasible.

Commons

A concern was voiced about the deteriorating condition of the steps on the east side of the Commons area. Since the last meeting the area has been blocked off. According to Paul Meyermann, this area has been submitted as a project for Building Repair funding.

B. NEW BUSINESS

1. Physical Plant Incidents since last meeting

4 reported injuries since last meeting-0 lost days
Slipped on ice (4)

2. Update of University Safety Activities – Wendel Reece

Wendel Reece discussed the process of updating the Environmental Health and Safety Website and the PNS Handbook.

3. New Safety Concerns

Bridge between Towers and Price Lab

A concern was raised about the damage to the bridge between Towers and Price Lab that occurred during snow removal. Gordon Krueger will investigate.

4. Other Business

Asbestos Awareness/Bloodborne Pathogen Training

Training will be held March 25, 2009 at SEC 246 at the following times:

Asbestos Awareness- 9-9:50 AM, 1-1:50 PM and 5-5:50 PM

Blood Borne Pathogen- 8-8:50 AM, 2-2:50 PM and 4-4:50 PM

PPSC safety walk through

Physics was selected by the committee for the May PPSC safety walk through.

PPSC member replacements

The committee was reminded that the 2 year terms of Jim McNamee, Dave Diercks, Linda Noble, Paul Lindberg, and Sandy Sherbon will be concluding as of July 1. Their respective supervisors have been notified replacement members for the Physical Plant Safety Committee will need to be selected prior to that date.

Safety Corner- Annual Physical Plant Safety Reports

The Annual Physical Plant Safety Reports for 2008 was distributed to the committee and discussed.

C. NEXT MEETING

Next meeting will be April 2, 2009 at 10:00 AM at the Environmental Health and Safety Office.



Annual Physical Plant Safety Reports

2008

Physical Plant Annual Incident Report

Utilizing Physical Plant data / NOT HRS OSHA 300 log

	2008	2007	2006	2005	2004
First Report of Injury	46	51	33	49	60
Lost Time Incidents	7	10	4	12	13
Total Lost Time (hours)	592	560	744	1488	1536
LWDI comparison	3.65/192 emp	4.85/206 emp	2.01/199 emp	6.09/197 emp	6.67/195 emp

(#incidents with lost work days x 200,000/ avg. #of employees for year x 2000)

Incidents Per Group Classification

	2008	2007	2006	2005	2004
Building Services	26/280 hrs	28/528 hrs	13/648 hrs	2 0/320 hrs	29/488 hrs
Transportation/Mail	-	-	-	-	-
Transportation	2/16	1	0	0	0
Mail	2	-	2	1/88 hrs	3/168 hrs

O & M	10/48 hrs	13/32 hrs	11/96 hrs	14/808 hrs	10/536 hrs
Carpenters	1	4	3	6	3
Electricians	0	2	0	1	0
Facilities Mechanic/ Area Mechanic/ HVAC	0	0	-	-	-
Area Mechanics	2	1/32 hrs	1	1	3
HVAC	0	1	3	1	0
Fitters/Plumbers/ Welders	0	0	-	-	-
Plumbers	0	0	1	2	0
Painters	3/48 hrs	2	0	0	0
Sheet Metal	0	2	2	2	1
System Control Tech/ Engineering Tech	1	0	1/96 hrs	1/808 hrs	1/536 hrs
Administration	3	1	0	0	2

Grounds	2/248 hrs	3	2	8/216	8/88 hrs
----------------	-----------	---	---	-------	----------

Energy Management	0	0	0	0	3
Power Plant	2	4	4	5/56	5/256 hrs

Administration	2	2	1	1	2
-----------------------	---	---	---	---	---

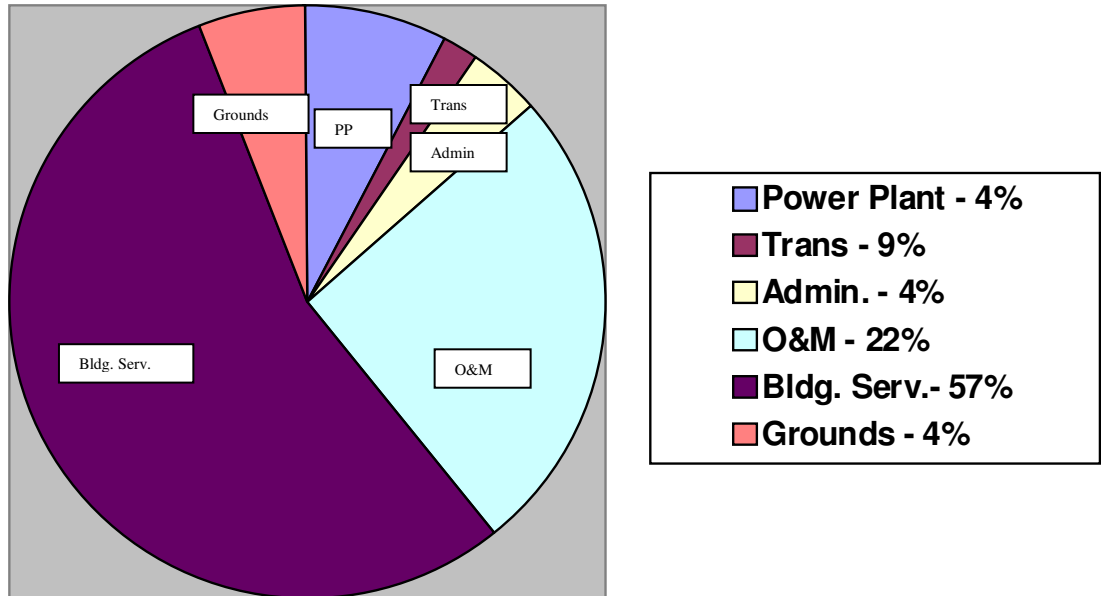
Total Incidents/

Lost Time 46/592 hrs 51/560 hrs 33/744 hrs 49/1488 hrs 60/1536 hrs

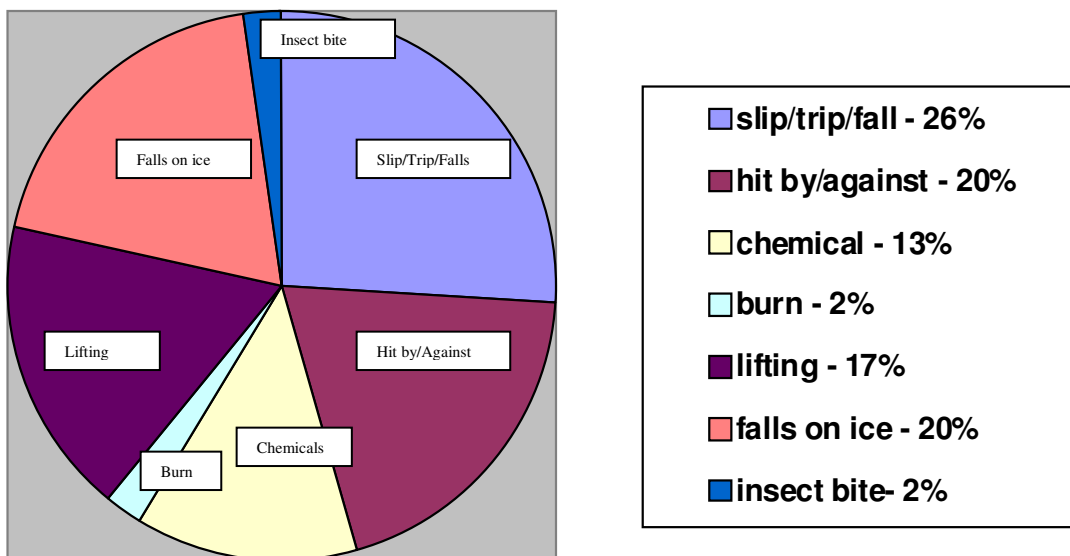
Physical Plant Total Incidents – 2008

(46 Incidents)

Percent by Unit

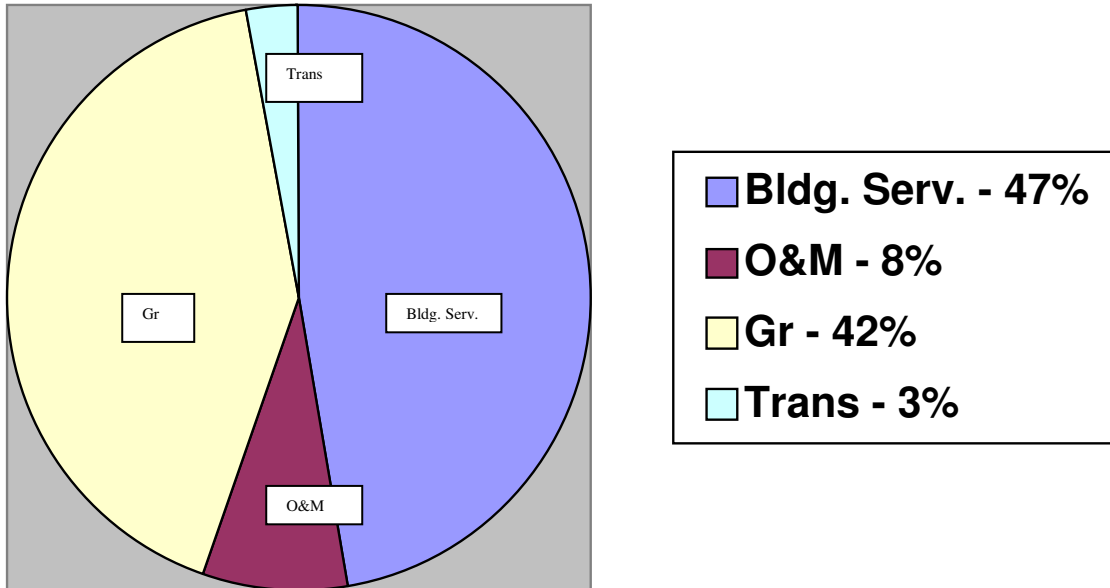


Percent By Type of Accident

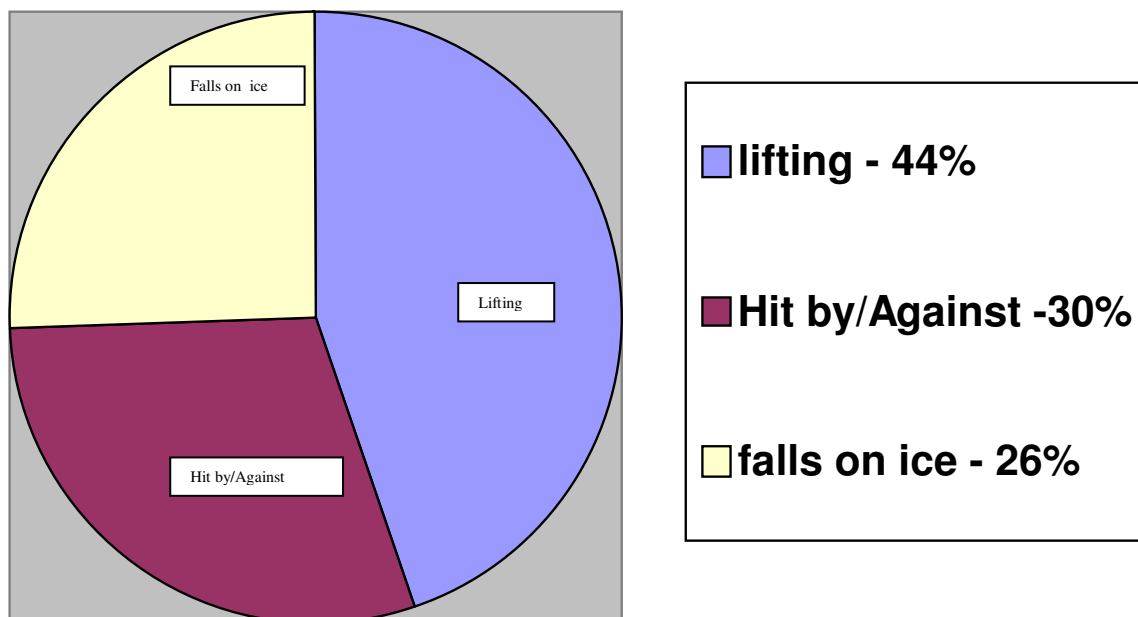


Physical Plant Lost Work Days – 2008

(74 days)
Percent by Unit



Percent by Type of Accident



2008 Safety Training Physical Plant

<u>Courses Offered</u>	<u># of Participants</u>	<u>Hours</u>
Arc Flash	3	15
Asbestos	125	125
Bloodborne Pathogens	152	152
Electrical Safety: Basic Principles	7	1.75
Environmental Health and Safety Seminar	2	16
Forklift training	1	1
Heat Stress Training	12	12
Heat Stress: Staying Healthy, Working Safely	8	2
Iowa-Illinois Safety Conference	1	16
NPDES – Stormwater Runoff Training	85	42.5
Powered lift training	35	52.5
RCRA General Awareness Training	1	2
Respirator fit test and training	10	10
OSHA 30 hr	1	30
Snow Plow Safety Training	12	6
Toxics Training	10	1
Working Safe in Cold Weather	13	6.5
TOTALS	478	491.25